

# FUJITSU PREMIER PLUS WITH HUMAN SENSOR



JANUARY 2012

THE FUJITSU PREMIER PLUS GIVES  
YOU 40 YEARS OF INNOVATION  
IN ONE HEAT PUMP



2012 International Winner:  
Brilliant new Design



The compact, slimmer design fits discreetly in to any interior. Plus there are many clever extra features that will add increased power, better savings, more convenience and healthier, fresher air to your comfortable home environment.



NEW ZEALAND'S FAVOURITE AIR™

**FUJITSU**

A man with dark hair and a beard, wearing a light blue button-down shirt, is sitting on a white couch and holding a young child with blonde hair. The child is wearing a light blue shirt and jeans, and is smiling broadly. The background is a bright, modern interior with a white shelf and a yellow wall.

# FUJITSU PREMIER PLUS WITH HUMAN SENSOR

A man with dark hair, wearing a light blue button-down shirt, is smiling and gesturing with his hands. He is positioned in the bottom left corner of the advertisement.

**The Fujitsu Premier Plus gives you  
40 years of innovation in one heat pump.**

There are many pluses to this innovative heat pump. Award-winning compact design, plus new power-saving features (in addition to its super-efficient Fujitsu Inverter technology), plus healthy air purification filters, plus many more clever features which all add up to a warm, comfortable and cost-saving home environment.

## PREMIER PLUS HIGH WALL RANGE



*Small room*  
**ASTG09LUCA**

Heating capacity: 3.4kW  
Heating efficiency: COP 4.36  
Cooling capacity: 2.5kW  
Cooling efficiency: EER 4.31



*Medium room*  
**ASTG14LUCA**

Heating capacity: 5.4kW  
Heating efficiency: COP 3.67  
Cooling capacity: 4.2kW  
Cooling efficiency: EER 3.36



*Large room*  
**ASTG18LUCA**

Heating capacity: 6.0kW  
Heating efficiency: COP 3.80  
Cooling capacity: 5.0kW  
Cooling efficiency: EER 3.27

## CONVENIENCE PLUS

### Set-and-forget remote controller

This smart, very thin remote has a large easy-to-view LCD display, and a one-touch selection button. But best of all, it has 3 timer modes, weekly, program and sleep timer.

The ON and OFF timer settings can be set up to 4 times in one day, and 28 times in one week. The sleep and program times can be selected with one button push. Once set to your requirements you can forget all about your Fujitsu and enjoy the comfort of your perfect environment.



### Example of how you can set the Premier Plus

Wake up to a warm room and come home from work to a warm room.

MONDAY WORK DAY	ON 06:30 HEAT 21°C	09:00 OFF	ON 17:00 HEAT 22°C	22:00 OFF
TUESDAY LATE START	ON 06:30 HEAT 21°C	12:20 OFF	ON 21:00 HEAT 22°C	22:30 OFF
WEDNESDAY WORK DAY	ON 06:30 HEAT 21°C	09:00 OFF	ON 17:00 HEAT 22°C	22:00 OFF
THURSDAY WORK DAY	ON 06:30 HEAT 21°C	09:00 OFF	ON 17:00 HEAT 22°C	22:00 OFF
FRIDAY LATE NIGHT	ON 06:30 HEAT 21°C	09:00 OFF	ON 21:00 HEAT 22°C	23:50 OFF
SATURDAY WEEKEND	ON 06:30 HEAT 22°C			22:30 OFF
SUNDAY WEEKEND	ON 06:30 HEAT 22°C			22:30 OFF

## ENERGY SAVINGS PLUS

### Human sensor control

The human sensor infrared technology senses human presence (and not just movement). So it will switch to saving operation 20 minutes after people leave the room. This will reduce the temperature by maximum 4°C when in heating mode, until someone returns to the room – when the heat pump will then return to the original heat settings.



### Human sensor's coverage



### Economy operation

Switch to economy operation and you will save even more energy with this already very efficient heat pump. The economy operation will reduce the indoor temperature by 1°C (when heating), and suppress energy consumption.

### Design winner

The Fujitsu Hi-wall Premier Plus has been awarded the prestigious 'iF'

International Design award for 'Excellent Design in Industrial Products'. The winning Fujitsu Heat Pump was chosen from over 4,300 entries from 48 countries, and was awarded because of its "slimness and overall good looks combined with energy-saving performance".






## POWERFUL HEATING PERFORMANCE PLUS

Heating that's even quicker, plus high performance at low outside temperatures.



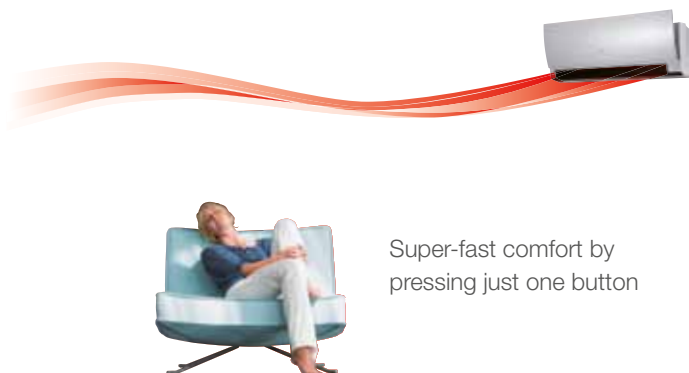
### Just quietly

Brilliant fan technology means that your Premier Plus is as quiet as it gets. In fact, quieter than a soft whisper.



### Powerful operation mode

Powerful operation is boosted with the maximum full power and strong airflow, which gives you both rapid heating and cooling.

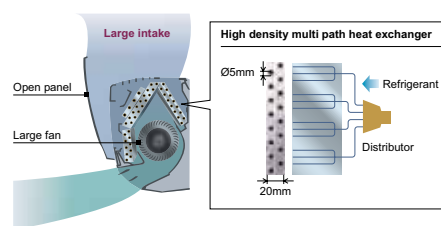


Super-fast comfort by pressing just one button

## ADVANCED ENGINEERING PLUS

### Indoor unit: quicker heating

Our indoor units are equipped with high-density multi-path heat exchangers to increase the heating (and cooling) efficiency. Quicker heating is achieved by adopting an open panel and large diameter long fan which increases both air intake and outflow.



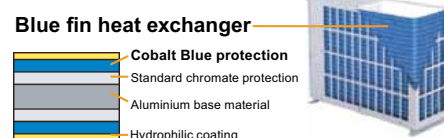
### Outdoor unit: compact and quieter

This compact unit has a DC twin rotary compressor to more effectively utilise the available high capacity. The operating noise is also reduced due to an efficient airflow structure design.



### Blue fin protection

The outdoor unit is 'cobalt blue' protected against corrosion – to enhance the durability and extend the performance life of the outdoor unit.



### Healthy air filtration

The Premier Plus has Polyphenol Catechin air-cleaning filters, which use static electricity to clean fine particles and dust in the air. Many allergens such as pollen and dust mite carcasses are collected and even bacteria is absorbed, providing you with a fresher, healthier environment.



Fujitsu is recommended by Asthma New Zealand

### 10°C HEAT operation

Your heat pump can be set so that the temperature never goes below 10°C, so your room will never get too cold.



# WHAT IS FUJITSU BETTER HEAT?

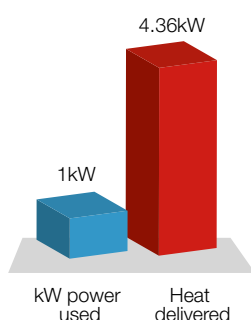


Better Heat® is more than effortless home heating. It gives you the best possible economy, all the features you need and the Fujitsu Better Heat Guarantee®. So you can be sure you are getting the very best heat pump available, to enhance your comfortable home lifestyle.



## Better heat for your comfortable lifestyle


Everything we do is designed to fit seamlessly into your lifestyle. Beginning with a totally comprehensive range, which includes fantastic compact designs (indoor and outdoor units too), leading energy savings, uniquely convenient and healthy features and unbeatable quietness – you will find the perfect model to enhance your home lifestyle.



## Better heat efficiency

With the increasing cost of power and the real need to reduce our energy consumption, our parent company, Fujitsu General Japan, has spent hundreds of millions of Yen on Research and Development to deliver the ultimate in energy efficiency.



It therefore comes as no surprise that Fujitsu have typically more  rated heat pumps than any other manufacturer, and leads the way in bringing you unique energy-saving features. All heat pumps are efficient heaters, but Fujitsu's inverter engineering ensures that you will enjoy the very best economy across the whole Fujitsu heat pump range – often delivering well over 4 times the heat for energy used. That will save on your power bills!



Only Fujitsu guarantees you will get the heat you need.

## Better heat guarantee

We are so confident you will be delighted with your new Fujitsu, that our Heat Specialists now offer the written Fujitsu Better Heat Performance Guarantee, which is your assurance that the Fujitsu heat pump specified for your home will deliver on its promised performance.

Ask your Fujitsu Heat Specialist for a no obligation "Comfort Selector" report. You will be given all the information you need – such as running cost, features, running tips, as well as the quotation to buy and have it installed by an Accredited Heat Specialist.



## Accredited Heat Specialists

Fujitsu is the only company in New Zealand that runs the respected Accreditation scheme for Heat Specialists and Installers.

To achieve Accreditation, the specialist must satisfy Fujitsu that they have the experience, training, and specialist equipment to install your new Fujitsu heat pump in accordance with manufacturer needs, applying sound trade practices.

Which means you will have the peace of mind in knowing that you'll have the services of a real professional, who can also offer a 6-year warranty on parts and labour – New Zealand's longest.

## Size matters

Ask your installer about Fujitsu's "Comfort Selector" - this brilliant program takes into account every relevant detail about your home and area to be heated or cooled, so that the perfect heat pump can be selected for your unique circumstances – wherever you live in New Zealand.

This free service will also detail running costs, and how much you could save over conventional electric heaters.



### FUJITSU BETTER HEAT

• BETTER EFFICIENCY •  
• HEAT GUARANTEED •

Only Fujitsu provides the written  
**Better Heat Guarantee®** - the assurance that the  
Fujitsu specified with the Comfort Selector® will  
deliver on its promised performance, stipulating the  
temperature it will achieve in your home.

## Premier Plus Specifications

			INVERTER	INVERTER	INVERTER	
Model No.	Indoor Unit		ASTG09LUCA	ASTG14LUCA	ASTG18LUCA	
	Outdoor Unit		AOTG09LUC	AOTG14LUC	AOTG18LUC	
Cooling Capacities		kW	2.5	4.2	5.0	
Cooling Range		kW	0.5-3.3	0.9-5.0	0.9-5.8	
Heating Capacities		kW	3.4	5.4	6.0	
Heating Range		kW	0.5-4.2	0.9-6.0	1.05-7.3	
Star Rating	Cool		4.0	2.0	2.0	
	Heat		4.0	2.5	3.0	
E.E.R Cool		W/W	4.31	3.36	3.27	
C.O.P Heat		W/W	4.36	3.67	3.80	
Running Current	Cool	Amps	2.8	5.7	6.5	
	Heat	Amps	3.7	6.4	6.7	
Input Power (Max)	Cool	kW	0.58 (1.42)	1.25 (2.13)	1.53 (2.25)	
	Heat	kW	0.78 (1.78)	1.47 (2.49)	1.58 (3.20)	
Moisture Removal		L/Hr	1.3	2.1	2.6	
Fan Speeds			4	4	4	
Air Circulation		l/s	222	267	272	
Indoor Sound Pressure Level	Quiet	DbA at 1m	21	25	29	
	Low	DbA at 1m	32	33	37	
	Med	DbA at 1m	36	40	43	
	High	DbA at 1m	42	45	47	
Outdoor Sound Pressure Level		DbA at 1m	49	50	53	
Dimensions and Weights	I.U	Height	mm	282	282	282
		Width	mm	870	870	870
		Depth	mm	185	185	185
		Net Weight	kg	9.5	9.5	9.5
	O.U	Height	mm	540	540	620
		Width	mm	660	790	790
		Depth	mm	290	290	290
		Net Weight	kg	25	34	40
Outdoor Operating Temp	Cool	Degree C	10°C to 46°C	10°C to 46°C	10°C to 46°C	
	Heat	Degree C	-15°C to 24°C	-15°C to 24°C	-15°C to 24°C	

## Premier Plus Features



**Up/Down Swing Louvers**  
The up/down flaps automatically swing to up and down.



**Automatic Louvers**  
The position of the louvers is set automatically to match the operating mode. It is also possible to adjust the louvers using the remote control.



**Auto Shut Louvers**  
The auto shut louvers close or open automatically when the unit stops or starts.



**Automatic Air Flow Adjustment**  
The micro-computer automatically adjusts the air flow effectively to follow the changes of room temperature.



**Auto Restart**  
In the event of a temporary power failure, the air conditioner will automatically restart in the same operating mode as before, once the power supply is restored.



**Auto-Changeover**  
The unit automatically switches between heating and cooling modes based on your temperature setting and the room temperature.



**Sleep Timer**  
The micro-computer gradually changes the room temperature automatically to afford a comfortable night's sleep.



**Program Timer**  
This digital timer allows selection of one of four options.  
ON, OFF, ON → OFF, or OFF → ON.



**ON-OFF Timer**  
ON-OFF timer can be set to operate once every 24 hours.



**Weekly Timer**  
4 different ON-OFF times can be set every day for up to 7 days. Set and forget.



**Long-life Ion deodorisation filter**



**Apple-catechin filter**



**Economy Mode**



**Filter**



**Cobalt Blue Heat Exchanger**  
Outdoor unit fins are coated with a blue corrosion-resistant material to enhance durability and extend performance life of your heat pump.



**Human Sensor**



**Powerful Heating**



**Energy Star**  
The global mark of energy efficiency



Cooling



Heating

## Explanation of terms

**Capacity** – the higher the capacity, the more area and faster the heat pump will heat (and cool) the room.

**COP** – Stands for coefficient of performance or (more simply!), the relationship between energy used and heat delivered. For example with a heating COP of 4.11 – you will get 4.11kW of heat for every 1kW of energy used.

**Energy Star Rating** – your quick guide to energy efficiency – more stars means more efficient.

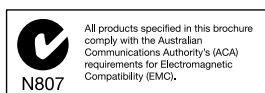
**Indoor Sound** – measured in decibels, this is the sound level of your indoor unit at selected fan speeds. For example 20-30 decibels is less than the sound of a human whisper.

**Heating Range** – with our Kiwi winter, your heat pump needs to be able to supply heat indoors, even when its -15°C outside!



NEW ZEALAND'S FAVOURITE AIR™

Fujitsu General proud sponsors of:



6 years (an additional full year's warranty) when you use a Heat Specialist with Fujitsu Accreditation.